



2009-2010 GMT Quarterly Report for District (or Undistricted) **District U 2**

GMT: **TERRY GRAHAM**

Location: **QUEBEC**

GMT CA: **2**

CLUBS

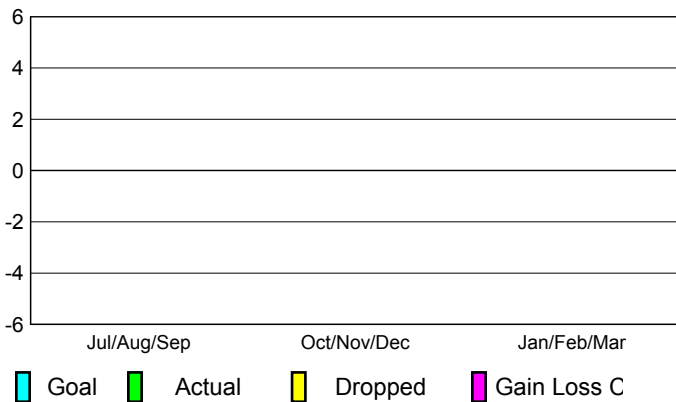
Club Results
2009-2010

Clubs
2008-2009

| Month | New Club Goal | Actual New Clubs | Actual Dropped Clubs | Gain/Loss of Clubs | Gain/Loss of Clubs |
|---------------|---------------|------------------|----------------------|--------------------|--------------------|
| Jul/Aug/Sep | 0 | 0 | 0 | 0 | 0 |
| Oct/Nov/Dec | 0 | 0 | 0 | 0 | 0 |
| Jan/Feb/Mar | 0 | 0 | 0 | 0 | 1 |
| Totals | 0 | 0 | 0 | 0 | 1 |


Club Results 2009-2010

Goal, New, Dropped, Gain/Loss



Comparison of Club Gain/Loss

Current Year Compared to the Previous Year



YTD Status Quo Clubs 2009-2010

Status Quo Clubs Compared to Status Quo Members



MEMBERSHIP

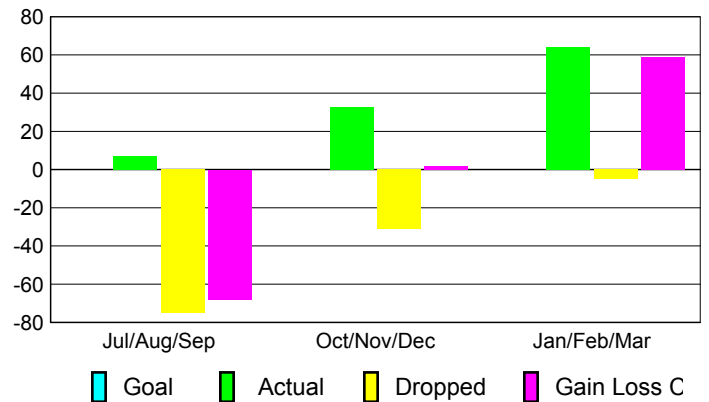
Membership Results
2009-2010

Membership
2008-2009

| Month | Net Memb Goal | Actual New Memb | Actual Dropped Memb | Gain/Loss of Memb | Gain/Loss of Memb |
|---------------|---------------|-----------------|---------------------|-------------------|-------------------|
| Jul/Aug/Sep | 0 | 7 | -75 | -68 | -24 |
| Oct/Nov/Dec | 0 | 33 | -31 | 2 | 14 |
| Jan/Feb/Mar | 0 | 64 | -5 | 59 | 73 |
| Totals | 0 | 104 | -111 | -7 | 63 |

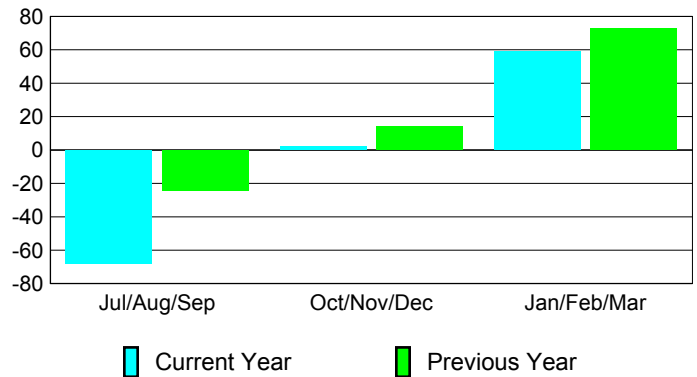
Membership Results 2009-2010

Goal, New, Dropped, Gain/Loss



Comparison of Membership Gain/Loss

Current Year Compared to the Previous Year



Gender Comparison 2009-2010

